



STEEL SILOS - WITH CORRUGATED WALL PROFILE

ALTINBILEK Corrugated Wall Silos provide its customers with solutions for the storage of many granular and powder products such as grain and feed. They are manufactured as interlocking corrugated twisted modules. They are easy to assemble and disassemble. Modular system is adapted based on customer requirement. They can be designed as square or rectangle in required dimensions and capacity. They provide better storage than round silos in narrow spaces. Cell divisions can be made based on requirement. Common division of silo cells corresponds to a spaceless and hygienic design. Roof and cladding can be placed in the silo to prevent condensation.

External coating can be made with electrostatic furnace painted steel, galvanized steel, or stainless steel, depending on customer demand. Food-grade epoxy painted productions are subject to special surface treatments such as sandblasting before painting.

ALTINBILEK Corrugated Wall Silos; are ideal for regular flow, first in first out, annealing and blending in terms of quantity and capacity. They can be mounted on a steel construction or concrete base. Single or multiple outputs are optional.

FEATURES

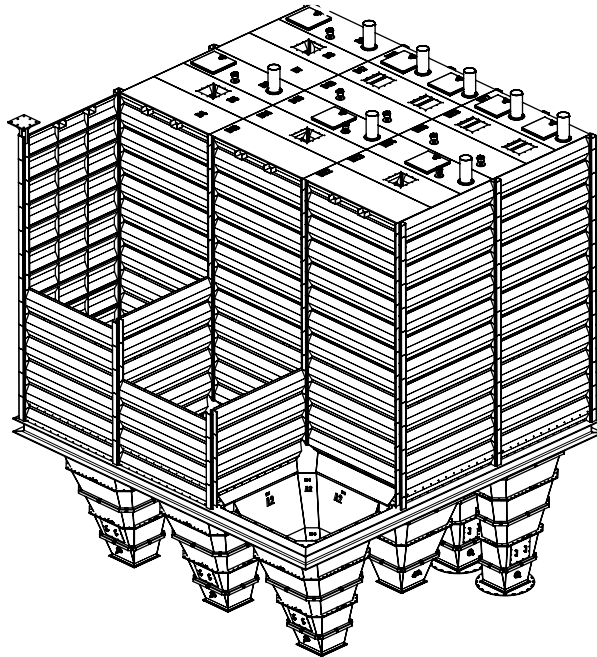

- Maximum Endurance and Long Life Cycle
- Flexible Modular Construction
- Excellent Impermeability, No Product Mixing Between Cells
- Best Volume Utilization, Maximum Capacity Per Cell
- Diverse Cell Dimensions
- Electrostatic Oven Painting (Standard)
- Food Grade Epoxy Painting (Optional)
- Stainless Steel, Galvanized Steel (Optional)
- Multiple Output (Optional)

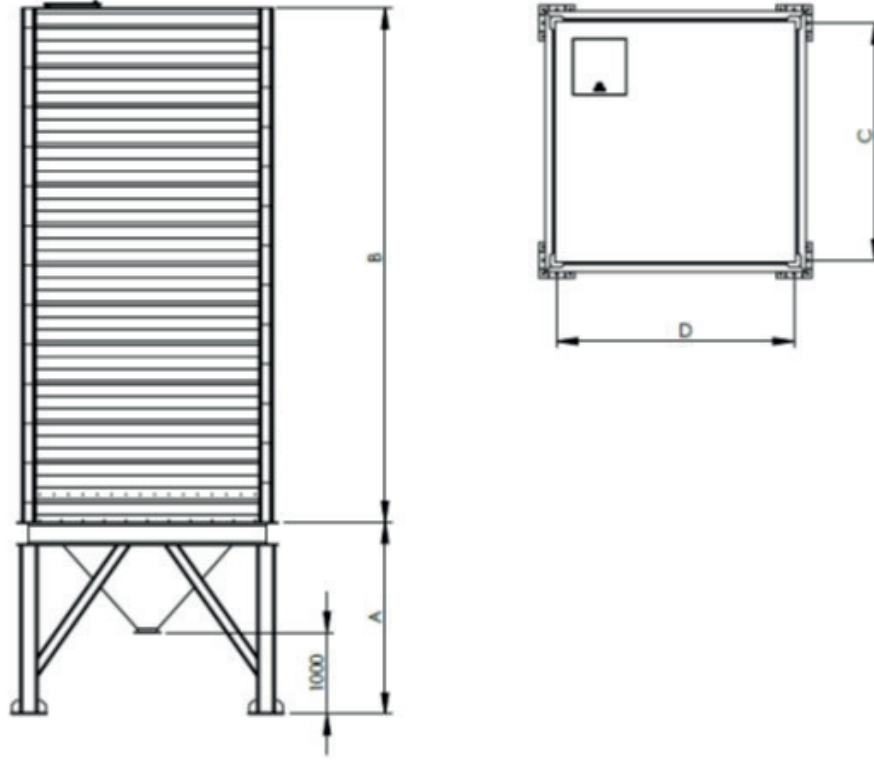

SECURITY SYSTEM

- Level Sensors

ACCESSORIES

- Upper Manhole Cover
- Lower Inspection Cover





DIMENSION			VOLUME (m ³)			
C (mm)	D (mm)	A (mm)	B 5 m	B 10 m	B 15 m	B 20 m
1000	1000	1400	5 m ³	10 m ³	15 m ³	20 m ³
1000	2000	1900	10 m ³	20 m ³	30 m ³	40 m ³
1000	3000	2400	15 m ³	30 m ³	45 m ³	60 m ³
1000	4000	2900	20 m ³	40 m ³	60 m ³	80 m ³
2000	2000	1900	20 m ³	40 m ³	60 m ³	80 m ³
2000	3000	2400	30 m ³	60 m ³	90 m ³	120 m ³
2000	4000	2900	40 m ³	80 m ³	120 m ³	160 m ³
3000	3000	2400	45 m ³	90 m ³	135 m ³	180 m ³
3000	4000	2900	60 m ³	120 m ³	180 m ³	240 m ³
4000	4000	2900	80 m ³	160 m ³	240 m ³	320 m ³

Designs and dimensions are subject to change without notice.